









2009 APDR Annual Survey

1. What type of program do you oversee?			Response Percent	Response Count
a. University			67.7%	67
b. University affiliated			18.2%	18
c. Community			12.1%	12
d. Military			2.0%	2
			<i>answered question</i>	99
			<i>skipped question</i>	0



2. What size is your program?			Response Percent	Response Count
a. 12 or less			10.1%	10
b. 13 to 28			49.5%	49
c. 29 to 40			25.3%	25
d. larger than 40			15.2%	15
			<i>answered question</i>	99
			<i>skipped question</i>	0



3. Location of you program:			Response Percent	Response Count
a. Pacific			11.4%	10
b. Western			0.0%	0
c. Central			29.5%	26
d. Northeast			48.9%	43
e. Southwest			10.2%	9
			<i>answered question</i>	88
			<i>skipped question</i>	11



4. Is your Program Coordinator responsible solely for the Diagnostic Radiology Residency Program?			Response Percent	Response Count
a. Yes			54.6%	53
b. No			45.4%	44
			<i>answered question</i>	97
			<i>skipped question</i>	2

5. Is she/he responsible to the PD and Chair, or primarily to a non-MD administrator?			Response Percent	Response Count
a. PD/Chair			81.8%	81
b. Non-MD			19.2%	19
			<i>answered question</i>	99
			<i>skipped question</i>	0



6. If she/he has other duties, what are they? (i.e. Nuc Med Coordinator, and/or non-CAQ Fellowship Program Coordinator, Medical Student Coordinator, Librarian, secretarial duties, etc.)		
		Response Count
		63
<i>answered question</i>		63
<i>skipped question</i>		36





7. Does your department/hospital provide adequate assistance when your coordinator needs help?			
		Response Percent	Response Count
a. Yes		80.8%	80
b. No		19.2%	19
<i>answered question</i>			99
<i>skipped question</i>			0

8. Does your department/hospital pay APCR dues?			
		Response Percent	Response Count
a. Yes		83.2%	79
b. No		16.8%	16
<i>answered question</i>			95
<i>skipped question</i>			4

9. Does your department/hospital pay for the Diagnostic Radiology Program Coordinator to attend the annual APCR meeting (in conjunction with the annual AUR meeting)?			Response Percent	Response Count
a. Yes			77.6%	76
b. No			22.4%	22
			<i>answered question</i>	98
			<i>skipped question</i>	1




10. How many Diagnostic Radiology Coordinators have there been in the last 10 years?			Response Percent	Response Count
a. 1			37.4%	37
b. 2			36.4%	36
c. 3			16.2%	16
d. 4 or more			10.1%	10
			<i>answered question</i>	99
			<i>skipped question</i>	0




11. Do you, as Program Director, receive at least one day per week to administer the residency program?			Response Percent	Response Count
a. Yes			84.7%	83
b. No			15.3%	15
			<i>answered question</i>	98
			<i>skipped question</i>	1

12. What do you think is the appropriate amount of administrative time for the size of your program?			Response Percent	Response Count
a. 1/2 day			8.1%	8
b. 1 day/week			42.4%	42
c. 2 days/week			43.4%	43
d. >50%			6.1%	6
			<i>answered question</i>	99
			<i>skipped question</i>	0

13. How many diagnostic Radiology Program Directors have there been in the last 10 years?			Response Percent	Response Count
a. 1			24.2%	24
b. 2			35.4%	35
c. 3			32.3%	32
d. 4 or more			8.1%	8
			<i>answered question</i>	99
			<i>skipped question</i>	0

14. Do you use a cutoff score (for consideration of an interview) for USMLE Step 1? If yes, what is it?			Response Percent	Response Count
a. 210			24.1%	14
b. 220			36.2%	21
c. 230			32.8%	19
d. 240+			6.9%	4
			<i>answered question</i>	58
			<i>skipped question</i>	41

15. What range of USMLE Step 1 scores do you think are excellent or outstanding?			Response Percent	Response Count
a. 220-215			0.0%	0
b. 220-230			2.2%	2
c. 230-240			31.5%	29
d. 240+			66.3%	61
			<i>answered question</i>	92
			<i>skipped question</i>	7



16. How does an excellent or outstanding USMLE 1 score factor into your consideration?			Response Percent	Response Count
a. Primary considerate			5.2%	5
b. Important			85.6%	83
c. Minor			9.3%	9
d. Not considered			0.0%	0
			<i>answered question</i>	97
			<i>skipped question</i>	2

17. Do you require USMLE 2 scores for consideration of interview? For ranking?			Response Percent	Response Count
a. Interview			44.4%	12
b. Ranking			81.5%	22
			<i>answered question</i>	27
			<i>skipped question</i>	72



18. Relative importance of: (Please rank 1 to 10; 1=best, 10=worst)

		Response Average	Response Total	Response Count
USMLE 1		2.63	258	98
USMLE 2		5.19	488	94
Medical School		4.27	418	98
M1/M2 grades		4.42	424	96
M3/M4 grades		2.81	273	97
AOA/equivalent		3.90	378	97
Reseach		6.35	616	97
Public Service		7.41	719	97
Extracurricular activities not otherwise specified		7.70	755	98
Personal statement		7.12	691	97
			answered question	98
			skipped question	1





19. Would you like to see consideration/interest of Radiology applying "standard" reference form to attach to letters helping PD's to rate applicant letters?

		Response Percent	Response Count	
a. Yes		60.8%	59	
b. No		39.2%	38	
			answered question	97
			skipped question	2

20. With regard to the new initial qualifying exam following 36 months of training, would you prefer the option for the candidate to take the physics exam earlier in their training?




		Response Percent	Response Count
a. Yes		64.9%	63
b. No		35.1%	34
		<i>answered question</i>	97
		<i>skipped question</i>	2



21. Does your residency program plan to offer year long areas of concentration during the fourth year following the initial qualifying exam or shorter time periods?




		Response Percent	Response Count
a. 2-3 month rotations		46.7%	43
b. 3-6 month rotations		41.3%	38
c. 6-9 month rotations		6.5%	6
d. 12 month areas of concentration		5.4%	5
		<i>answered question</i>	92
		<i>skipped question</i>	7



22. What consequences do you as a PD, expect as a result of the changes in the boards?			
		Response Percent	Response Count
a. Increased productivity of senior residents		76.8%	73
b. Decreased productivity of junior residents		64.2%	61
c. Improved competence of graduating residents		14.7%	14
d. Improved confidence of graduating residents		15.8%	15
		<i>answered question</i>	95
		<i>skipped question</i>	4





23. How difficult do you anticipate the 4th year curriculum change will be for your department?			
		Response Percent	Response Count
a. Do not see how it can work		13.1%	13
b. Difficult, but we can manage		39.4%	39
c. Moderate difficulty		33.3%	33
d. No problem anticipated		14.1%	14
		<i>answered question</i>	99
		<i>skipped question</i>	0






24. How do you envision residents preparing for the new image-rich test at the end of the 3rd year of training?			Response Percent	Response Count
a. Same as for the written ABR exam			42.9%	42
b. Will devise a review course when more information on scope and structure of the test available			52.0%	51
c. Will consider sending residents to an outside board review source when these become available			38.8%	38
		answered question		98
		skipped question		1





25. Regarding the new call rule being changed to a full year of radiology residency prior to taking unsupervised call, do you agree with this decision?			Response Percent	Response Count
a. Yes			42.4%	42
b. No			57.6%	57
		answered question		99
		skipped question		0

26. If not, what time frame would you choose as an appropriate time period for unsupervised call?			Response Percent	Response Count
a. 6-8 months			66.7%	42
b. 8-10 months			20.6%	13
c. 10-11 months			3.2%	2
d. 12 months			9.5%	6
		answered question		63
		skipped question		36



27. Does your program plan to give residents a period of study time off the daily work schedule (i.e. half days) prior to the initial qualifying exam of 36 months?			Response Percent	Response Count
a. Yes			38.8%	38
b. No			61.2%	60
			<i>answered question</i>	98
			<i>skipped question</i>	1

28. If yes, what time frame are you considering?			Response Percent	Response Count
a. 0-2 months			69.0%	29
b. 2-3 months			23.8%	10
c. 3-4 months			2.4%	1
d. 4-6 months			4.8%	2
			<i>answered question</i>	42
			<i>skipped question</i>	57

29. What time of day does your department conduct senior board reviews?			Response Percent	Response Count
a. Before 8 am			42.4%	42
b. Noon Conference			45.5%	45
c. Evenings			64.6%	64
d. None officially scheduled			4.0%	4
e. Other			29.3%	29
			<i>answered question</i>	99
			<i>skipped question</i>	0

30. How many board reviews do you give as a department?			Response Percent	Response Count
a. 1-5			1.0%	1
b. 5-10			4.0%	4
c. 10-20			18.2%	18
d. Greater than 20			76.8%	76
			<i>answered question</i>	99
			<i>skipped question</i>	0

31. Regarding in-service scores, does your department:			
	Yes	No	Response Count
a. Reward high scores with an award of some type	13.8% (13)	86.2% (81)	94
b. Take away privileges for low scores (i.e. moonlighting)?	26.9% (25)	73.1% (68)	93
c. Institute remediation for low scores	53.7% (51)	46.3% (44)	95
d. Review the answers in conference with residents	77.1% (74)	22.9% (22)	96
			<i>answered question</i>
			<i>skipped question</i>

32. Does your department have video conferencing equipment installed in your educational classroom?			Response Percent	Response Count
a. Yes			52.5%	52
b. No			47.5%	47
			<i>answered question</i>	99
			<i>skipped question</i>	0

33. If yes,			
	Yes	No	Response Count
Is it used effectively?	64.2% (34)	35.8% (19)	53
Is it an important educational tool for your residency?	63.5% (33)	36.5% (19)	52
	answered question		53
	skipped question		46

34. Regarding staff-resident mentorship:			
	Yes	No	Response Count
Do you have an official mentorship program?	41.4% (41)	58.6% (58)	99
Do the residents get to choose their mentor?	58.8% (40)	41.2% (28)	68
Can a resident change mentors?	81.3% (52)	18.8% (12)	64
	answered question		99
	skipped question		0

35. If you have an official mentorship program, in which year are they assigned?		Response Count
		42
	answered question	42
	skipped question	57

36. Implementation of an annual or semi-annual OSCE (Objective Structure Clinical Evaluation), may be a good tool for self-evaluation for the residents and help to prepare them for the comprehensive examination at the end of 36 months. Do you have such a tool or actually have an OSCE in place for this purpose, or would you like to implement it for this purpose?			Response Percent	Response Count
a. Yes			50.0%	46
b. No			50.0%	46
			<i>answered question</i>	92
			<i>skipped question</i>	7



37. How important do you find AFIP to your residents' education?			Response Percent	Response Count
a. Essential			51.0%	50
b. Very Important			27.6%	27
c. Moderately Important			13.3%	13
d. Somewhat Important			6.1%	6
e. Little Importance			2.0%	2
			<i>answered question</i>	98
			<i>skipped question</i>	1






38. Do the results of the ACR in-service test help you assess:			
	Yes	No	Response Count
Individual resident progress	86.9% (86)	13.1% (13)	99
Resident performance as a group	89.9% (89)	10.1% (10)	99
Teaching effectiveness of sub-specialty educators	66.7% (66)	33.3% (33)	99
			<i>answered question</i>
			99
			<i>skipped question</i>
			0

39. How many applicants do you interview for one position?			Response Percent	Response Count
a. Fewer than 5			2.0%	2
b. 5-8			9.1%	9
c. 8-10			32.3%	32
d. More than 10			56.6%	56
			answered question	99
			skipped question	0





40. Do you offer resident/applicant dinner?			Response Percent	Response Count
a. Yes			54.1%	53
b. No			45.9%	45
			answered question	98
			skipped question	1





41. If YES, are faculty invited?			Response Percent	Response Count
a. Yes			13.6%	8
b. No			86.4%	51
			answered question	59
			skipped question	40

42. Journal Club format: which of the following best describes your Journal Club?			
		Response Percent	Response Count
a. Current (review recent articles from literature)		47.4%	46
b. Classic (review historical literature from field of radiology)		0.0%	0
c. Combined		15.5%	15
d. Specialty (IR, Peds, etc)		37.1%	36
		answered question	97
		skipped question	2








43. How often to you meet?			
		Response Percent	Response Count
a. Weekly		1.1%	1
b. Monthly		73.4%	69
c. Every other week		2.1%	2
d. Every other month		13.8%	13
e. Other		9.6%	9
		Other (please specify)	15
		answered question	94
		skipped question	5

44. Which of the following are characteristics of your Journal Club (check all that apply)				
	Always	Sometimes	Never	Response Count
Active participation and discussion	63.5% (61)	35.4% (34)	1.0% (1)	96
Clear expectations and responsibilities	63.2% (60)	36.8% (35)	1.1% (1)	95
Convenient re: time and place	72.9% (70)	27.1% (26)	0.0% (0)	96
Formal/structured review checklist for evaluation of articles	18.1% (17)	30.9% (29)	51.1% (48)	94
High attendance	46.9% (45)	45.8% (44)	7.3% (7)	96
Long, continuous existence	50.6% (44)	32.2% (28)	17.2% (15)	87
Multiple teaching formats	22.8% (21)	64.1% (59)	13.0% (12)	92
Regular Meetings	58.9% (53)	35.6% (32)	5.6% (5)	90
Relevant/interesting articles	56.4% (53)	42.6% (40)	2.1% (2)	94
Structured use of time (i.e. 5 min for presentation, 10 min for critical discussion)	31.5% (29)	47.8% (44)	20.7% (19)	92
Trained Journal Club leader	20.2% (19)	35.1% (33)	44.7% (42)	94
Written learning objective for each session	7.9% (7)	27.0% (24)	66.3% (59)	89
Uses the internet for wider dissemination and data storage	25.3% (23)	42.9% (39)	33.0% (30)	91
Other	11.1% (1)	44.4% (4)	44.4% (4)	9
			Other (please specify)	4
			answered question	96
			skipped question	3

45. What type of articles are discussed? Check all that apply.			Response Percent	Response Count
a. Case reports			27.7%	26
b. Original research			94.7%	89
c. Review articles			83.0%	78
d. Technique papers			48.9%	46
e. Others			0.0%	0
			Other (please specify)	2
			<i>answered question</i>	94
			<i>skipped question</i>	5

46. How are articles critically reviewed in your Journal Club?			Response Percent	Response Count
a. Formal check list			11.7%	11
b. No formal method			81.9%	77
c. MacMaster series			0.0%	0
d. JAMA criteria			3.2%	3
e. Other			3.2%	3
			Other (please specify)	2
			<i>answered question</i>	94
			<i>skipped question</i>	5

47. How do you evaluate your Journal Club?

		Response Percent	Response Count
a. Written evaluation of each session's learning objectives		11.7%	11
b. Measure educational outcomes for Journal Club's goals		1.1%	1
c. No assessment is done		30.9%	29
d. Periodic survey to assess member satisfaction		11.7%	11
e. Verbal feedback from faculty		9.6%	9
f. Verbal feedback from residents		29.8%	28
g. Other		5.3%	5
		Other (please specify)	8
		<i>answered question</i>	94
		<i>skipped question</i>	5